

General Specifications

RYH Relay I/O Cards Nest (Horizontal Mounting Type)

JUXTA

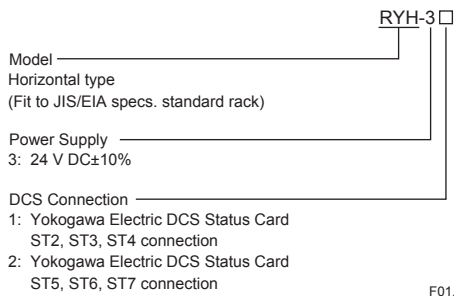
GS 77J06Y51-01EN

■ GENERAL

This horizontal type nest to fit standard rack mounting dimension of JIS/EIA specifications is used to store relay I/O cards.

- Can store up to 16 (32 channels) relay I/O cards.
- Can make mixed store of relay I/O cards in one nest.
- Can connect nest with DCS by connector.
- Can connect with sequencer since necessary power to receive signal between nest and sequencer is supplied from the nest.
- Non-voltage contact of nest alarm terminal becomes ON when break of fuse in relay I/O cards.

■ MODEL AND SUFFIX CODES



■ ORDERING INFORMATION

(Example) Type Code: RYH-31

■ SPECIFICATIONS

Number of relay I/O cards be stored:
16 units (32 channels, 2 channels per card)
Combination
RYH-31: (1) Input card 16 units (32 channels)
(2) Input card 8 units (16 channels)
Output card 8 units (16 channels)
(3) Output card 16 units (32 channels)
RYH-32: (1) Input card 16 units (32 channels)
(2) Output Card 16 units (32 channels)
Supply power: Supply power to 16 I/O cards in block
Alarm: Non voltage contact outputs from alarm terminal when fuse breaks in I/O card.
Output rating: 30 V DC, 300 mA
(Set flash off circuit in parallel to load when connecting conduct circuit externally)

■ STANDARD PERFORMANCE

Insulation resistance: 100 MΩ (500 V DC) between relay drive 24 V DC power supply - voltage contact output power supply - connector - alarm terminal - ground
Voltage withstand: 1500 V AC/1 minute between [power supply•connector (CN1·2) - ground - voltage contact power supply - alarm contact output
However, except between [power supply•connector (CN1·2)] and ground, between voltage contact power supply and alarm contact output
500 V AC/1 minute between [power supply•connector (CN1·2)] - ground, between voltage contact power supply - alarm contact output.

Temperature: 0 to 50°C
Humidity: 5 to 90% RH (no condensation)
Power supply: 24 V DC±10% (ripple content: less than 10%p-p)
Power supply for voltage contact output:
Less than 125 V AC/125 V DC
Load current capacity: 32 channels (16 output cards) total less than 10 A

■ MOUNTING, SHAPE & ACCESSORIES

Mounting method: Rack or wall mounting (JIS/EIA specs)

Connecting screw: M5 screw, 4 places

External connection

Power supply, ground, alarm: M4 screw terminal

DCS side connecting cable

RYH-31 (ST2/ST3/ST4 card connection): KS2

RYH-32 (ST5/ST6/ST7 card connection): KS9

Paint color: Black

External dimension: 110.0 × 482.6 × 120.5 (H × W × D)

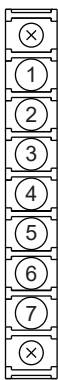
Weight: Abt. 2 kgs.

Accessories: Mounting bracket 1 pair

Nest tag number label 1

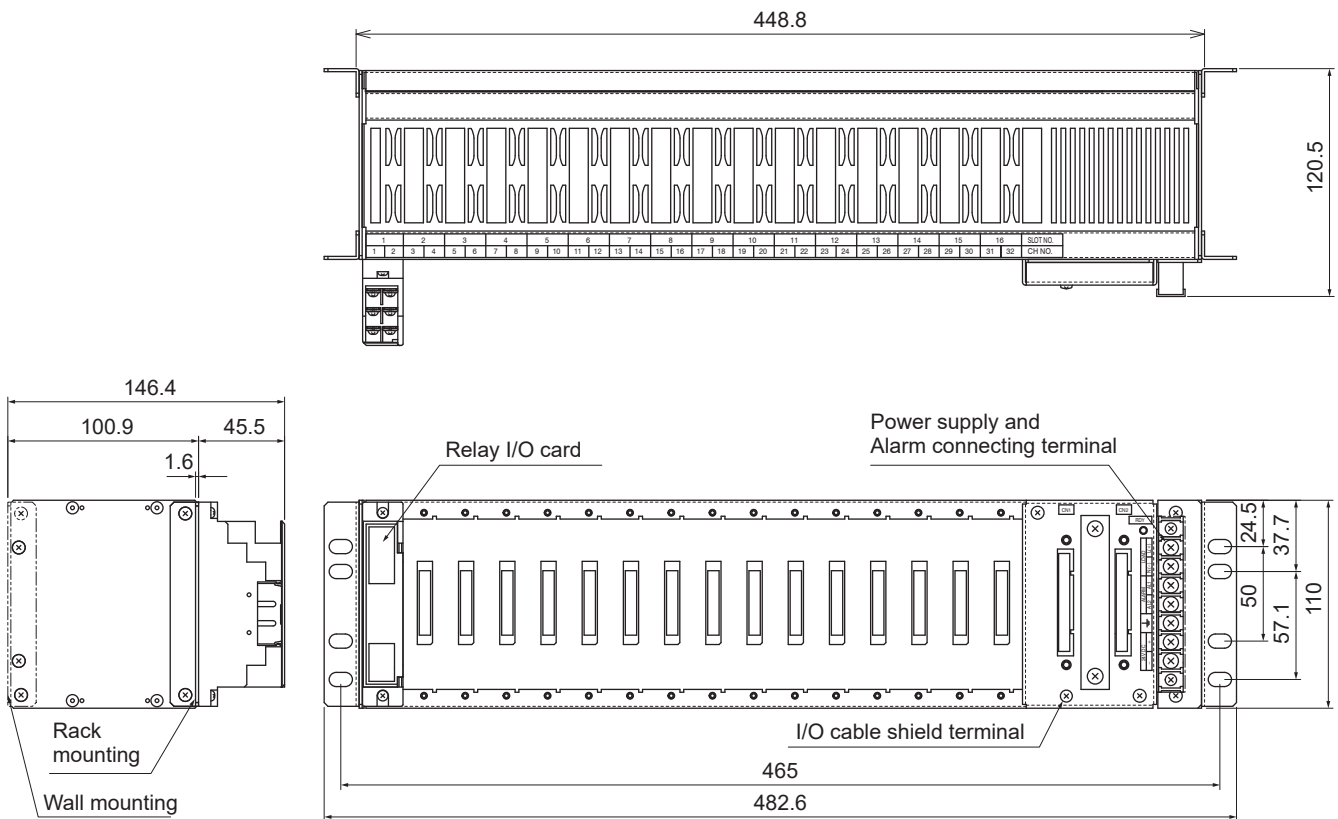
Card tag number label 16

■ POWER SUPPLY ALARM CONNECT TERMINAL ARRANGEMENT



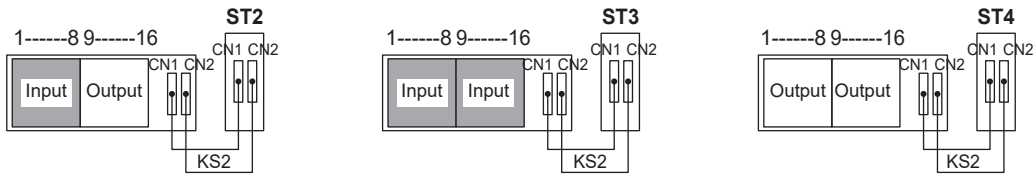
Terminal no.	Terminal symbol	RYH-31 and RYH-32
1	L (+)	Voltage contact output power supply 125 V AC/DC or less
2	N (-)	
3	AL1	Relay I/O card fuse break alarm Non-voltage contact 30 V DC, 300 mA MAX
4	AL2	
5	⏏	Relay I/O card power supply 24 V DC±10%, 1.5 A
6	+	
7	-	

■ EXTERNAL DIMENSION

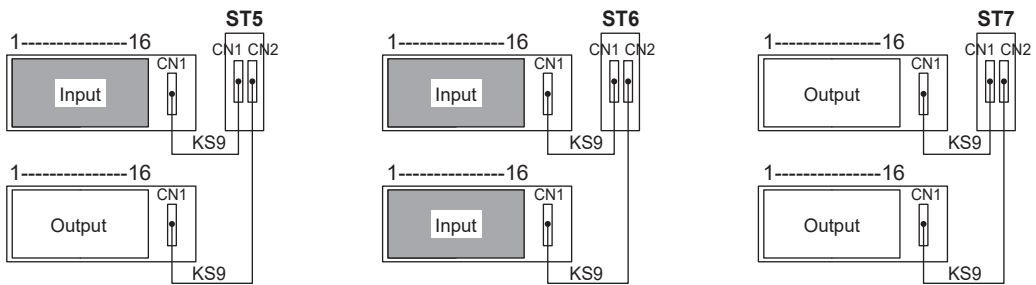


■ COMBINATION STRUCTURE

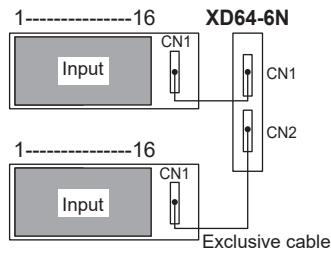
(1) RYH-31



(2) RYH-32



FA500 Contact Input Module



FA500 Contact Output Module

